










C042529 - R.01

# 8.5Sk

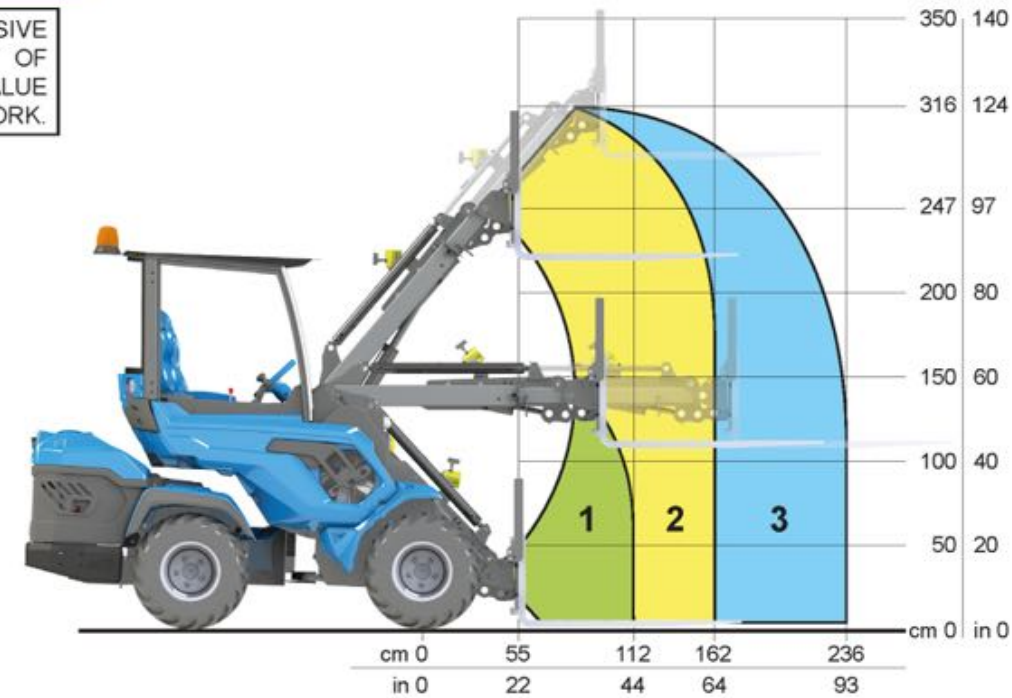
	Rear Weight	Rated Operating Capacity*			⚠ Tipping Load ⚠		
		1	2	3	1	2	3
							
	0 kg	<b>1282 kg</b> 2826 lbs	<b>892 kg</b> 1966 lbs	<b>580 kg</b> 1279 lbs	<b>1602 kg</b> 3532 lbs	<b>1115 kg</b> 2458 lbs	<b>725 kg</b> 1598 lbs
	180 kg 400 lbs	<b>1425 kg</b> 3142 lbs	<b>1138 kg</b> 2509 lbs	<b>740 kg</b> 1631 lbs	<b>1781 kg</b> 3926 lbs	<b>1422 kg</b> 3135 lbs	<b>924 kg</b> 2037 lbs
	340 kg 750 lbs	<b>1605 kg</b> 3538 lbs	<b>1282 kg</b> 2826 lbs	<b>833 kg</b> 1836 lbs	<b>1781<sup>(1)</sup> kg</b> 3926 lbs	<b>1602 kg</b> 3532 lbs	<b>1041 kg</b> 2295 lbs
	0 kg	<b>1025 kg</b> 2260 lbs	<b>714 kg</b> 1574 lbs	<b>464 kg</b> 1023 lbs	<b>1282 kg</b> 2826 lbs	<b>892 kg</b> 1967 lbs	<b>580 kg</b> 1279 lbs
	180 kg 400 lbs	<b>1069 kg</b> 2357 lbs	<b>853 kg</b> 1881 lbs	<b>555 kg</b> 1224 lbs	<b>1336 kg</b> 2945 lbs	<b>1067 kg</b> 2352 lbs	<b>693 kg</b> 1528 lbs
	340 kg 750 lbs	<b>1122 kg</b> 2474 lbs	<b>897 kg</b> 1978 lbs	<b>583 kg</b> 1285 lbs	<b>1402 kg</b> 3091 lbs	<b>1121 kg</b> 2471 lbs	<b>729 kg</b> 1607 lbs



REFER TO THE OPERATOR MANUAL FOR THE COMPREHENSIVE LOAD DIAGRAM. THE INDICATED VALUES INCLUDE THE WEIGHT OF THE ASSEMBLED PALLET FORK, SO THE NET VALUE IS THE VALUE SHOWN IN THE TABLE MINUS THE WEIGHT OF THE PALLET FORK.

\* EN 474-3:2006 + A1:2009 - FORK APPLICATION

(<sup>1</sup>) HYDRAULIC LIMIT



# MULTI ONE